





8.4 Before You Call for Service

 WARNING	
	ELECTRIC SHOCK! Before working on the power circuit on the primary side of the main power switch (leakage breaker), shut OFF primary power supply and check the line is dead. Also, take measures to prevent accidental charging.
	Working with primary power supply ON runs the risk of electric shock.
	Shut OFF power from the main power switch (leakage breaker) BEFORE detaching the electric parts compartment cover.

This section explains troubles undetected in chamber self-checks and cases of misoperation which are easily mistaken as trouble. If the trouble cannot be remedied after taking the prescribed action, contact the place of purchase or ESPEC CORP.

Issue	Cause	Remedial action
The display does not light up after pressing the  (power) key.	Primary power supply is OFF.	Activate the primary power supply.
	The main power switch (leakage breaker) is in the OFF position.	Set the main power switch (leakage breaker) is in the ON position.
	Cartridge fuse(s) is (are) blown.	Replace cartridge fuse(s). ☞ See " <i>Replacing Cartridge Fuses</i> ".
Settings cannot be changed.	The keys are locked.	Unlock the keys. ☞ See " <i>Setting Up Protection in the Controller guide</i> ".
Temperature rises (lowers) too slowly.	Specimens are generating heat.	Reduce the amount of heat generated by specimens. ☞ See " <i>Precaution in Operation</i> ".
	Ambient temperature is too low (high).	Raise (Lower) ambient temperature.
	Damper is open (closed).	Close (open) the damper. ☞ See " <i>Open Damper Operation (Ventilated Operation)</i> ".
Poor temperature uniformity	Air flow inside the chamber is poor.	Improve air flow. ☞ See " <i>Loading Specimens</i> ".
	Specimens are generating heat.	Reduce the amount of heat generated by specimens.
	Excessive ventilation.	Reduce damper aperture.

Issue	Cause	Remedial action
Temperature is unstable.	Excessive ventilation.	Reduce damper aperture.
	Ambient temperature changes more than 5°C/h.	Restart operation after ambient temperature stabilized.
	High heat load equipment inside the chamber is being turned ON/OFF.	Reduce the heat load.
Temperature gradually rises higher than the target temperature.	Specimens are generating heat.	Reduce the amount of heat generated by specimens.
Strange odors or smoke is producing from the chamber.	Immediately after installation, the shelf brackets and shelves may burn, producing a strange odor and smoke.	There is nothing wrong with the equipment. Proceed as planned.
	Your specimens are generating odors or smoke.	