

Quality is more than a word

ESPEC

# Rapid-Rate Thermal Cycle Chamber

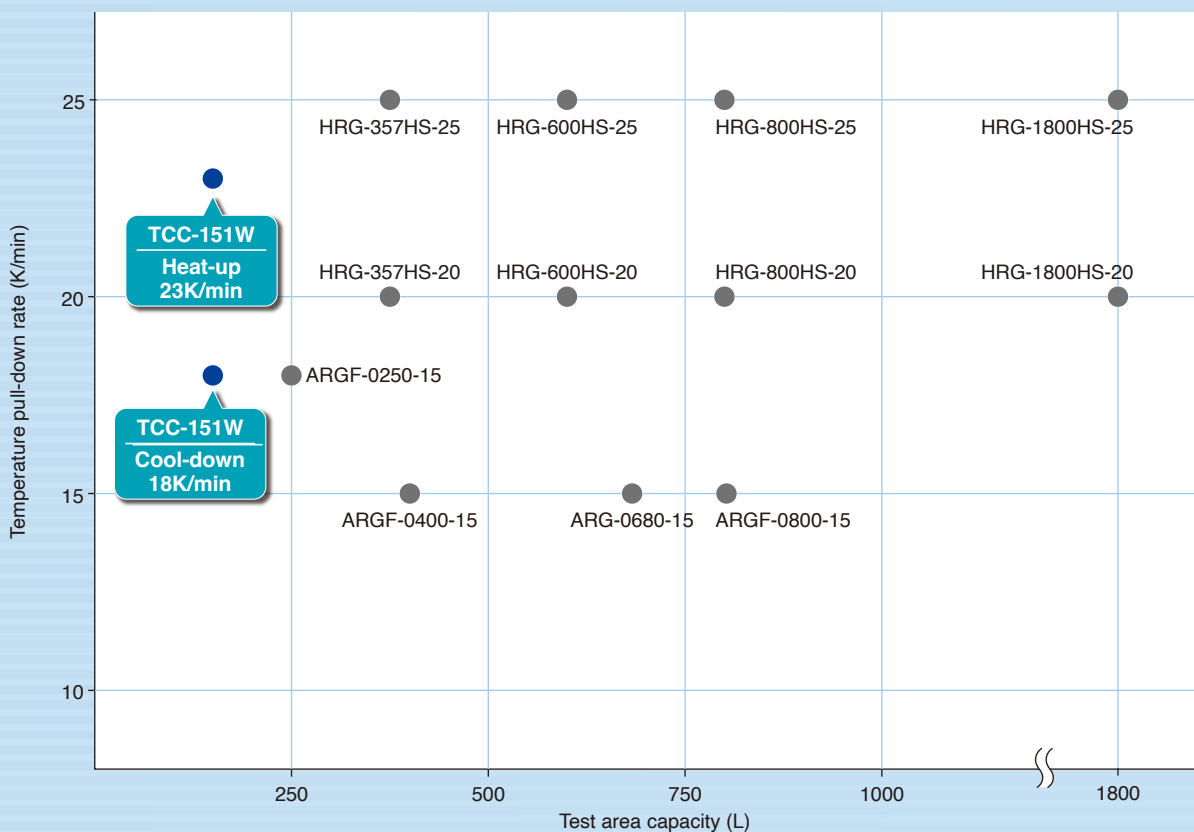
TCC-151W



# A thermal cycle chamber that achieves a temperature change rate of 23K/min and specimen temperature ramp control of 15K/min

This thermal cycle chamber can be rapidly changed air temperature while controlling specimen temperature for the way such as JEDEC standard and screening. It features a built-in web application that can be used to operate the chamber from a PC or tablet. This web application allows you to check the status of the chamber remotely using a web browser.

A rapid-rate thermal cycle chamber and environmental stress chamber



\* Temp. rate of change according to IEC 60068-3-5  
\* Set conditions: +180°C, -70°C

## Rapid-Rate Thermal Cycle Chamber

**TCC-151W**



\* Shown are equipped with options.

## AR - Rapid-Rate Temperature Cycle Type (Up to 15K/min)



\*Temperature types (ARGF and ARG) are not equipped with a water tank.

## High-Rate Thermal Cycle Chamber HRG (Up to 25K/min)

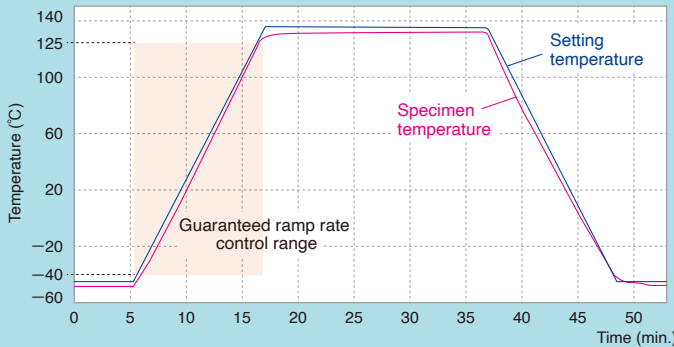


# Performance

## For accurate life evaluation testing that meets JEDEC standard

### ● Specimen temperature ramp control (example)

#### ■ Specimen temperature control data



#### Test conditions

High temp. soak : +130°C  
 Low temp. soak : -45°C  
 Ramp rate : 15K/min

Control point : Front center specimen on the lower level  
 Specimen : Printed Circuit Board, 145 × 130 mm, 90 pcs.

#### Measurement method

45 specimens placed in two rows on two levels in the specimen basket, with thermocouples attached to the surface of each specimen at the control point.

Fatigue life depends on the rate of strain and the strain waveform. In the case of thermal cycle chambers, the strain rate fluctuates based on the temperature change rate, while the strain waveform is influenced by the symmetry of the specimen temperature change waveform during temperature increase and decrease.

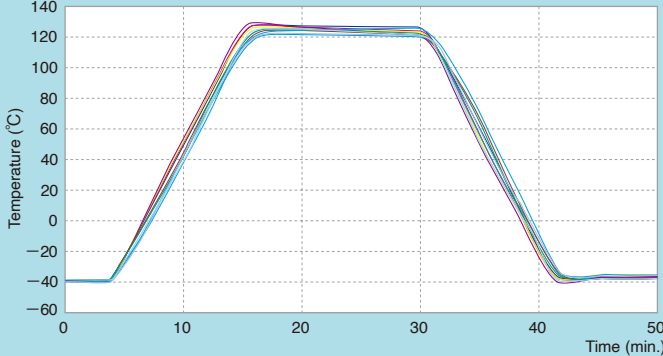
### ● Highly reproducible ramp control

Using the TCC specimen temperature ramp control, the ramp rate can be regulated so that strain waveforms can be symmetrical.

Furthermore, the strain rate can be held constant even if the number of samples is different per test, by maintaining the same ramp rate. This allows tests to be carried out with exceptionally high reproducibility.

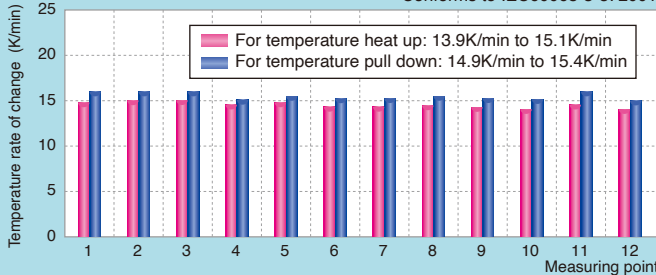
### ● Distribution performance during temperature changes (example)

#### ■ Distribution data during temperature changes



#### ■ Temperature rate of change at twelve measuring points (Average)

\* Conforms to IEC60068-3-5: 2001



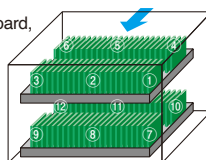
#### Test conditions

High temp. soak : +125°C  
 Low temp. soak : -40°C  
 Ramp rate : 15K/min  
 Control point : Air outlet sensor

Specimen : Printed Circuit Board, 145 × 130 mm, 90 pcs.

#### Measurement method

As shown on the right, thermocouples are attached to the specimens at twelve measuring points.



### ● Meet JESD22-A104F

Standard tests that require specimen temperature ramp rates of 15K/min or less (-40°C to +125°C) can be carried out with ease and accuracy.

In addition, this chamber is also designed to execute tests at a temperature change rate of 10K/min to 15K/min as stated in IEC60749-25 and at 15K/min mentioned in JESD22-A104F.

This chamber is ideally suited to automotive test requirements, life assessments for solder joints, and reliability assessments for semiconductor devices and packages.

### ● Maximized temperature uniformity for equal thermal load to the specimen

# Performance

- **Dual-side wiring for enhanced operability**

The chamber comes with 25 × 100mm oval cable ports on both the left and right sides for the simple wiring of flat cables. The internal dimension of the chamber are W800 × H500 × D400 mm, and the capacity is 160 L.

\* Accommodates approximately 60 B5-sized (176 × 250 mm) boards in an upright position.

- **The integrated control panel on the door maximizes usable space inside the chamber.**



Test area

- **Specimen can be inserted or removed during testing**

Testing can be paused upon completion of any given cycle. Specimen can be inserted or removed during testing, enabling to reduce overall test time by joint testing.

- **Conductor resistance evaluations**

The TCC can be used in conjunction with the Espec Resistance Evaluation System (AMR) (sold separately) used for continuous measurement of micro resistance of conductor components, such as solder joints under temperature cycle conditions, allowing for real-time detection of micro-crack formation.

In addition, effective scheduling management has been facilitated by the integration of automatic measurement and data logging systems.



Example of connection between Conductor Resistance Evaluation System (AMR) and TCC

- **Complies with international safety standards**

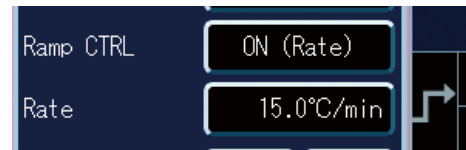
ISO 12100, Safety of machinery  
IEC 60204-1, Low voltage  
EMC IEC 61000-6-2, 6-4

## High-resolution 7-inch display



- **Ramp rate input available (patent pending)** \NEW/

The step time can be calculated automatically just by inputting the ramp rate.



- **Convenient notification function**

INFO icon flashes to show chamber information, such as door ajar alarm and whatever you select.

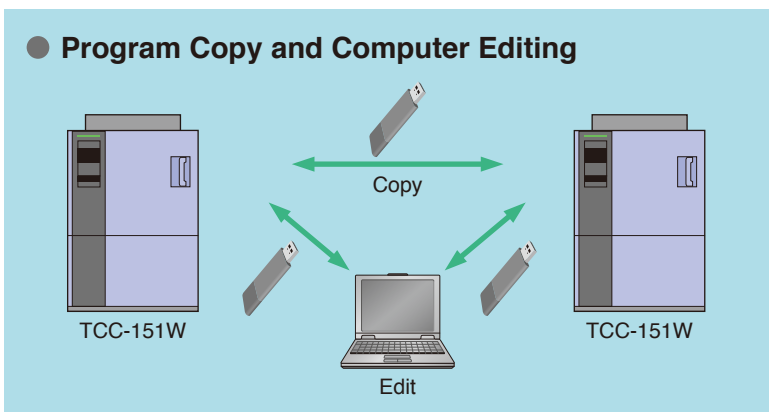


- **Multi-language support**

You can change the language of the controller by pressing the Language icon and choosing the language. You can select from Japanese, English, Traditional Chinese, Simplified Chinese, and Korean.



- **Program Copy and Computer Editing**



\*Some items may not be copied between different models chambers with different options.

- **Test profile copying without a PC**

The chamber comes with a USB port that can be used with USB memory devices (not included) to share test profiles with other chambers.

## Test-supporting network functions

- **Remote monitoring and control (via Ethernet connection)**

The chamber is equipped with a web application that enables monitoring of the chamber status and operation from a web browser, which ensures operability from a remote location. Passwords for user-level access can also be set using the web browser.



Image

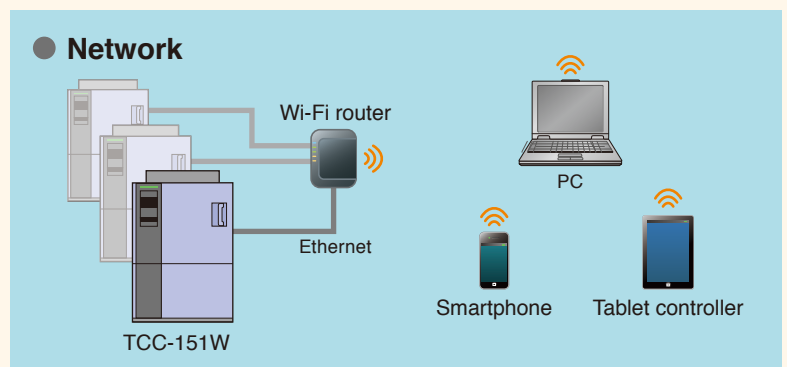
- **Editing test profiles via a browser**

It is possible to edit the test profiles registered in the chamber using a web browser.

- **Email alarm notification**

Details on alarms that have been triggered will be sent to pre-registered e-mail addresses. It is also possible to transmit e-mails when testing has finished.

\*An Intranet environment is required to transmit e-mails.

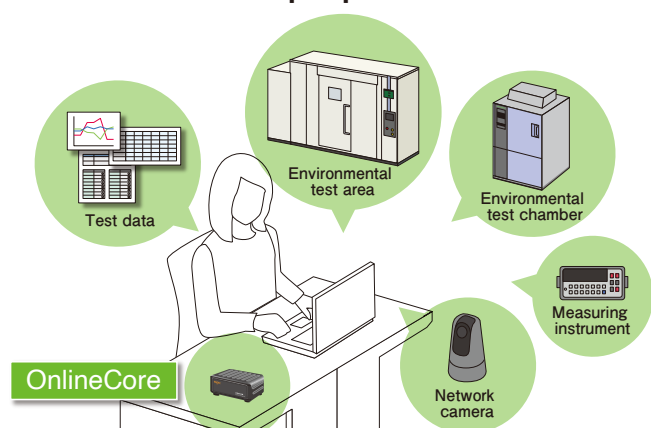


## Centralized management of environmental test chambers and peripheral devices

### ESPEC OnlineCore (Sold separately)

Operating status can be quickly ascertained via a web browser just by connecting to an Intranet environment. This enables chambers to be managed centrally to enable speedy maintenance, etc.

\* Inquire regarding types of models that can be connected.



## SPECIFICATIONS

Model		TCC-151W					
System		Balanced Temperature Control system (BTC system)					
Temperature range		-70°C to +180°C (-94°F to +356°F)					
Temperature fluctuation		±0.5°C -70°C to +180°C, after temperature stabilization					
Performance *1	Temperature change	Temperature range	-45°C → +155°C *2 Target temp.: -70°C → +180°C	+155°C → -45°C *2 Target temp.: +180°C → -70°C	-23.5°C → +108.5°C Target temp.: -40°C → +125°C	+108.5°C → -23.5°C Target temp.: +125°C → -40°C	+108.5°C ⇔ -23.5°C Target temp.: +125°C ⇔ -40°C
		Specimen	None	None	None	None	Yes *3
		Control target	Chamber temp.	Chamber temp.	Chamber temp.	Chamber temp.	Chamber temp. or Specimen temp.
		Ramp control	Off	Off	Off	Off	On
		Performance	23K/min	18K/min	26K/min	20K/min	15K/min
Allowable heat load		8 kW (-20°C)					
Exterior material		Cold-rolled rust-proofed steel plate					
Interior material		18-8 Cr-Ni Stainless steel plate					
Door		Single door (hinge on left, handle on right)					
Heater		Nichrome strip wire heater					
Construction	Refrigeration unit	System	Mechanical cascade refrigeration system (water-cooled condenser)				
		Compressor	Scroll-type				
		Expansion system	Electronic expansion valve				
		Refrigerant	R-404A, R23				
Cooler		Plate fin cooler					
Air circulator		Sirocco fan					
Inside dimensions *4		W800 × H500 × D400 mm					
Outside dimensions *4		W1000 × H1808 × D1915 mm					
Capacity		160 L					
Weight		950 kg					
Load capacity		Shelf bracket support maximum load : 25kg Specimen basket (equally distributed load) : 5kg per level					
Utility requirements	Allowable ambient conditions		+5°C to +35°C (+41°F to +95°F), up to 75%rh				
	Power supply	200V AC 3 φ 50/60Hz	115A				
		220V AC 3 φ 60Hz	111A				
		380V AC 3 φ 50Hz	61A				
		400V AC 3 φ 50Hz	60A				
	Cooling water supply pressure *5		0.2Mpa Gauge to 0.5 Mpa Gauge				
	Max. water flow rate		4100L/h (at reference water temp. +25°C)				
Piping connection size		Carbon steel pipe, ID 32 mm (drain and supply)					
Operating cooling water temp. range		+5°C to +32°C (+41°F to +89.6°F)					
Noise level *6		Max. 65 dB					

\*1 The performance values are based on IEC60068-3-5:2006, and JTM K07:2007, under the conditions of a +23°C ambient temperature, cooling water temperature +25°C, rated voltage, and no specimen.

\*2 Refer to Fig on page 8.

\*3 Specimen: (glass epoxy PCB) 5kg + Jig: 4kg (ESPEC standard jig)

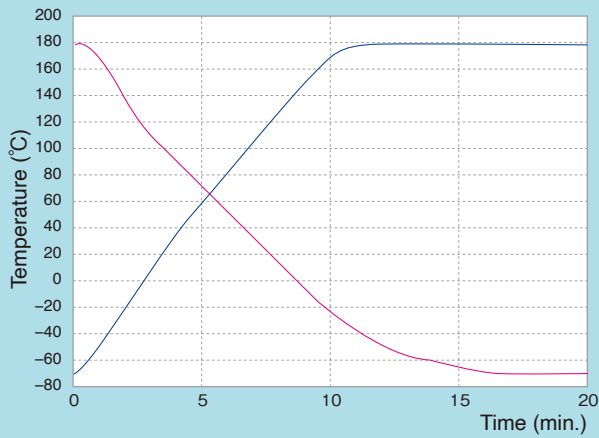
\*4 Excluding protrusions.

\*5 Rate depends on the cleanliness of the heat exchanger

\*6 Noise level was measured in an anechoic room at a height of 1.2 m from the floor and a distance of 1 m from the chamber front panel (JIS-Z-8731:1999 A-weighted sound pressure level).



## TEMPERATURE CHANGE GRAPH



Temperature range: —  $-45^{\circ}\text{C}$  to  $+155^{\circ}\text{C}$  (setting:  $-70^{\circ}\text{C}$ ,  $+180^{\circ}\text{C}$ )  
 —  $+155^{\circ}\text{C}$  to  $-45^{\circ}\text{C}$  (setting:  $+180^{\circ}\text{C}$ ,  $-70^{\circ}\text{C}$ )

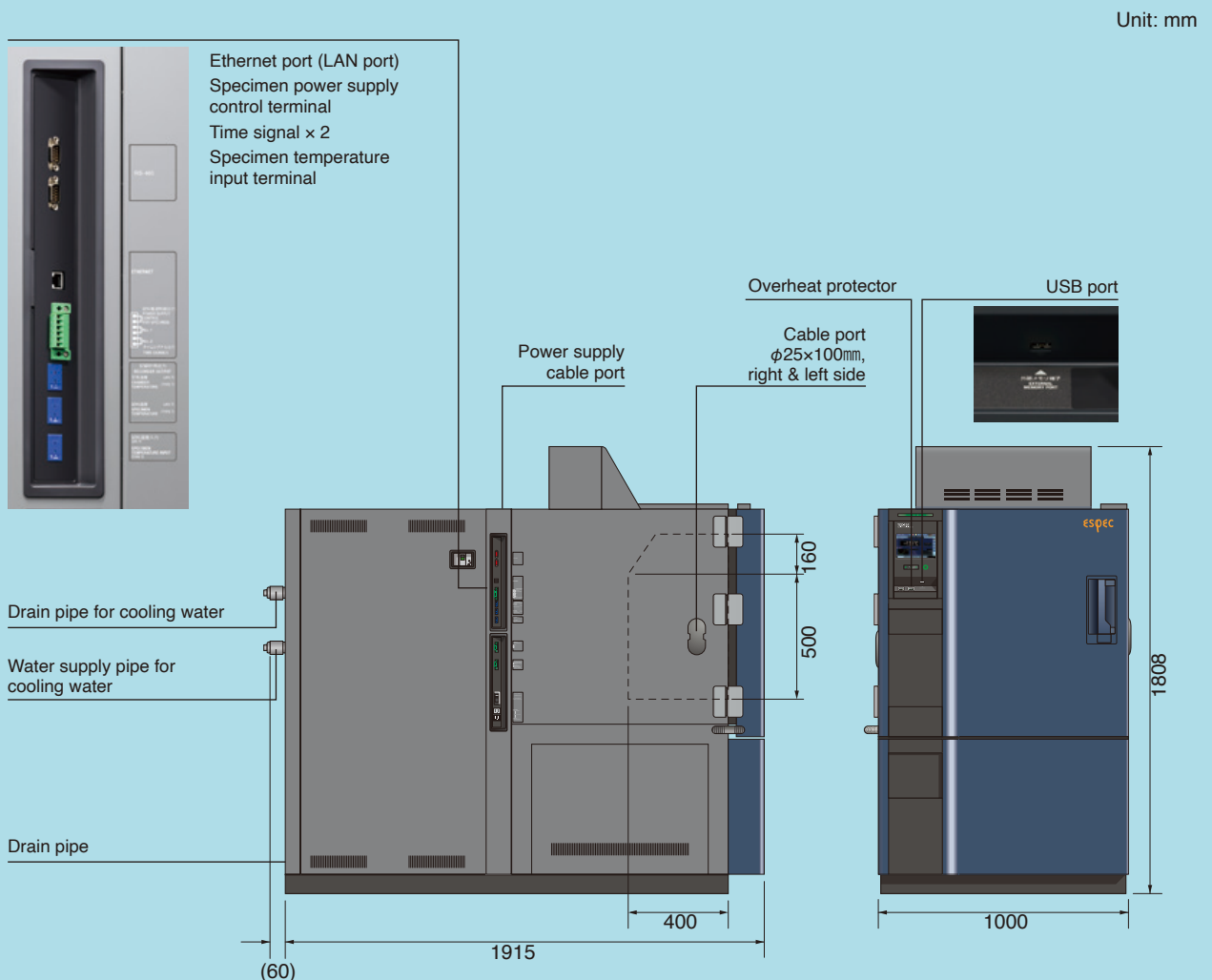
Specimen load: None

Temperature control: Chamber temperature

Ramp control: Off

Performance: — Max. 9 min. (32K or more/min)  
 — Max. 11 min. (18K or more/min)

## DIMENSIONS/FITTINGS LOCATION




## SAFETY DEVICES

- Leakage breaker for 200, 220, 380V AC supply
- Circuit breaker for 400V AC supply
- Mechanical compartment cover and electrical compartment door switch
- Thermal fuse for control circuit short-circuit protection
- System error
- Motor reverse prevention relay
- Thermal fuse
- Air circulator short-circuit protection
- Air circulator Thermal switch
- Overheat protector
- Temp upper limit deviation alarm
- Temp upper / lower limit absolute alarm
- Chamber door switch
- Room temperature compensation burn-out detection circuit
- Dry bulb temperature burn-out detection circuit
- Product temperature burn-out detection circuit (only when product temperature control)
- Specimen power supply control terminal
- Cooling water pressure switch
- Heater overcurrent protection
- Refrigeration circuit temperature burn-out detection circuit
- Refrigerator short-circuit protection
- Refrigerator overcurrent protection
- Refrigerator high/low pressure switch
- Cooling tower interlock terminal

## ACCESSORIES

- Flat cable port rubber plug (Silicone sponge rubber) ..... 2
- Specimen basket ..... 2  
(18-8 Cr-Ni stainless steel: 5 mesh per inch)  
W700 × H40 × D346 mm/ load capacity 5kg



- Shelf brackets (7 positions available, pitch 60mm) ..... 4
  - Cartridge fuse
    - Type B, 250V 4A ..... 1
    - 250V 5A ..... 1
    - 250V 6A ..... 1
  - Specimen temperature measuring thermocouple ..... 1
  - Specimen temperature input connector ..... 1
  - Strainer R1<sup>1</sup>/<sub>4</sub> in. (32A) ..... 1
  - Nipple R1<sup>1</sup>/<sub>4</sub> in. (32A) × R1<sup>1</sup>/<sub>4</sub> in. (32A) ..... 1
  - Strainer element (#30 mesh) ..... 1
  - Operation manual ..... 1 set
  - Warranty card ..... 1
- \*Power cable is optional, not equipped as standard fitting.



### Safety precautions

- Do not use specimens which are explosive or inflammable, or which contain such substances. To do so could be hazardous, as this may lead to fire or explosion.
- Do not place corrosive materials in the chamber. If corrosive substances or liquid is used, the life of the unit may be significantly shortened specifically because of the corrosion of stainless steel, resin and silicone materials.
- Do not place life forms or substances that exceed allowable heat generation.
- Be sure to read the operation manual before operation.

## TEST STANDARD (TCC-151W COMPATIBILITY)

Test standard		Temperature setting		Temperature change rate	Soak time	Number of cycles
		High temperature (°C)	Low temperature (°C)			
JESD22-A104F	G	+125 (+15, -0)	-40 (+0, -10)	Specimen temperature, 15K/min or less	1, 5, 10, 15 min.	Not specified
	I	+115 (+15, -0)	-40 (+0, -10)			
	J	+100 (+15, -0)	0 (+0, -10)			
	K	+125 (+15, -0)	0 (+0, -10)			
	L	+110 (+15, -0)	-55 (+0, -10)			
	N	+80 (+15, -0)	-40 (+0, -10)			
	R	+125 (+15, -0)	-25 (+0, -10)			
IEC 60749-25	G	+125 (+15, -0)	-40 (+0, -10)			
	I	+115 (+15, -0)	-40 (+0, -10)			
	J	+100 (+15, -0)	0 (+0, -10)			
	K	+125 (+15, -0)	0 (+0, -10)			
	L	+110 (+15, -0)	-55 (+0, -10)			
	N	+80 (+15, -0)	-30 (+0, -10)			
	O	+125 (+15, -0)	-25 (+0, -10)			
IEC 60068-2-14 Nb (JIS C 60068-2-14 Nb)		+175 ±2 +155 ±2 +125 ±2 +100 ±2 +85 ±2 +70 ±2 +55 ±2 +40 ±2 +30 ±2	-65 ±3 -55 ±3 -40 ±3 -25 ±3 -5 ±3 +5 ±3	1±0.2K/min 3±0.6K/min 5±1K/min 10±2K/min 15±2K/min (AVG) Average for up to five minutes	3 hours, 2 hours, 1 hour, 30 min., 10 min. 3 hours if not specified in product specifications	2
IEC-61747-5 (EIAJ ED-2531B)		+100 ±2 +95 ±2 +90 ±2 +85 ±2 +80 ±2 +75 ±2 +70 ±2 +65 ±2 +60 ±2 +55 ±2 +50 ±2 +45 ±2 +40 ±2 +35 ±2 +30 ±2	-50 ±3 -45 ±3 -40 ±3 -35 ±3 -30 ±3 -25 ±3 -20 ±3 -15 ±3 -10 ±3 -5 ±3 0 ±3	1±0.2K/min 3±0.6K/min 5±1.0K/min (AVG) Average for up to five minutes	3 hours, 2 hours, 1 hour, 30 min., 10 min. 3 hours if not specified in product specifications	2
JESD22-A105C	A	+85 (+10, -0)	-40 (+0, -10)	6.25K/min	10 min.	1000
	B	+125 (+10, -0)	-40 (+0, -10)	5.5K/min		
IPC-9701	TC1	100	0	Specimen temperature, 20°C/min or less	Specimen temperature, 10 min.	200 500 1000 3000 6000
	TC2	100	-25			
	TC3	125	-40			
	TC4	125	-55			
	TC5	100	-55			
IPC-TM-650 2.6.6	A	+125 (+3, -0)	-65 (+0, -5)	—	30 min.	5
	B	+85 (+3, -0)	-55 (+0, -5)			
LV 124 L-03		—		4°C/min	15 min.	—
SAE-J1211		+85~+150	-40	4K/min to 6K/min	Low temperature, 4 hours	—

## OPTIONS

### Power cable

- 5 m
- 10 m

\* Power cable is optional, not equipped as standard fitting.

### Specimen basket / shelf bracket

Equivalent to standard accessory.

- Material: Stainless steel (5 mesh)



### Additional cable port

Provided in addition to the standard cable ports. (Right & left sides)  
Location: Right & left side of the main unit

Internal diameter:  $\phi 25 \times 100$  mm

\* This cable port cannot be retrofitted on the field.



### Cable port rubber plug

Prevents air leakage from the cable port.



### Interface

- RS-485
- RS-232C
- GPIB

Location: Terminal panel

### Communication cables

- RS-485 5m/ 10m/ 30m
- GPIB 2m/ 4m

### Paperless recorder

Records temperature of each section such as the temperature inside the chamber.

Display: 5.7inch color touch panel

Number of inputs (Initial setting):

2 (4 more channels can be turned ON)

Data saving cycle: 5 seconds

Temperature range:  $-100^{\circ}\text{C}$  to  $+220^{\circ}\text{C}$

Internal memory: 8MB

External memory media:

CF memory card (256 MB)

External memory function: USB port



### Chart recorder

$-100^{\circ}\text{C}$  to  $+220^{\circ}\text{C}$  /100 mm

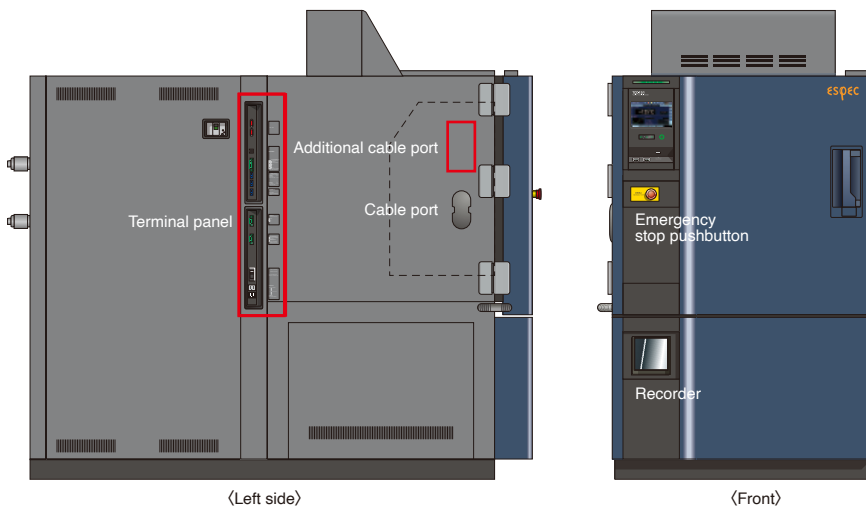
- RK-63: 3 pens
- RK-64: 6 dots

### Recorder wiring

Preparation of a power cable, temperature sensor, and a grounding wire for additional installation in the future.

### Recorder terminal

Used to output the temperature within test area and specimen temperature.



(Left side)

(Front)

## OPTIONS

### Thermocouple

Attached to specimens to measure specimen temperature.

- Thermocouple type T without ball (Copper/ Copper-Nickel)

\* Same as accessory items

### Temperature attainment output

When the temperature in the chamber reaches the set values, the chamber sends out a contact signal.

### Additional overheat protector

Additional preventive measures can be taken for excessive temperature rise in the chamber, in addition to the standard equipped overheat protector.

### Overcool protector

If the temperature inside the chamber decreases excessively, the chamber stops operating to prevent the specimens from being damaged.

### Door opening signal output terminal

Equips the chamber with a terminal that outputs the door open status. Capable of controlling an external device that operates along with door operation and records the temperature disturbance history.

### Status output terminal

When the chamber is setting operation such as “Error”, interlock with connecting devices.

Operation:

When connecting with N.O. contact (normally open contact), output “close” contact.

When connecting with N.C. contact (normally close contact), output “open” contact.

Power supply capacity: 250 V AC, 3 A

Accessory: Plug

Location: Terminal panel

Right side or within the control board (retrofit is not available)

\*The circuit shall be connected by customer.


### Status indicator light

Select light color, lighting, and blinking or buzzer sound.

- 1 level, light: 1 color, height: 534 mm
- 2 levels, light: 2 colors, height: 574 mm
- 3 levels, light: 3 colors, height: 614 mm
- 4 levels, light: 4 colors, height: 654 mm

Pole length: 290 mm

\* The pole can be shortened in units of 10 mm to a minimum height of 50 mm.



### Emergency stop pushbutton

Stops the chamber immediately.



With guard

With cover

### Anchoring fixtures

Used to bolt the chamber to the floor.

### Chamber dew tray

Prevents water leaks from the chamber onto the floor.



Image

\*To prevent damage in the event of water leakage, other preventive measures are also available.

### Casters

Installed for mobility.

Casters: 4

Levelling-feet: 4

### Operation manual

- CD
- Booklet

### Reports & certificates

- Testing and inspection report
- Test data
- Calibration report
- Calibration certificate
- Traceability certificate
- Traceability system chart

# AR - Rapid-Rate Temperature Cycle Type

Up to 15K/min



Model *1	ARGF-0250-15	ARGF-0400-15	ARG-0680-15	ARGF-0800-15
Temperature range	-70°C to +180°C (-94°F to +356°F)			
Temperature fluctuation	±0.3K			
Temp. rate of change	Heat up rate	18K/min	15K/min	
	Pull down rate	18K/min	15K/min	
Allowable heat load	Test area temperature: +20°C			
		6000W	9500W	9000W
Capacity	249L	398L	680L	784L
Inside dimensions mm *2	W600×H830×D500	W600×H830×D800	W850×H1000×D800	W1000×H980×D800
Outside dimensions mm *2	W800×H1703×D1900	W800×H1703×D2200	W1050×H1955×D2255	W1200×H1853×D2200

\*1: Temperature and humidity models also available.

\*2: Dimensions do not include protrusions.

# High-Rate Thermal Cycle Chamber HRG

Up to 25K/min



Image

Model *1	HRG-357HS-20	HRG-600HS-20	HRG-800HS-20	HRG-1800HS-20	HRG-357HS-25	HRG-600HS-25	HRG-800HS-25	HRG-1800HS-25
Temperature range	-70°C to +180°C (-94°F to +356°F)							
Temp. rate of change	Heat up rate	20K/min			25K/min			
	Pull down rate	20K/min			25K/min			
Inside dimensions (WxHxDmm) *2	700	1000	1000	1500	700	1000	1000	1500
	850	1000	1000	1200	850	1000	1000	1200
	600	600	800	1000	600	600	800	1000
Capacity	357L	600L	800L	1800L	357L	600L	800L	1800L

\*1: Temperature and humidity models also available.

\*2: Dimensions do not include protrusions.

**ESPEC CORP.** <https://www.espec.co.jp/english>

**Head Office**

3-5-6, Tenjinbashi, Kita-ku, Osaka 530-8550, Japan  
Tel: 81-6-6358-4741 Fax: 81-6-6358-5500

**ESPEC NORTH AMERICA, INC.**

Tel: 1-616-896-6100 Fax: 1-616-896-6150

**ESPEC EUROPE GmbH**

Tel: 49-211-361850-0

**ESPEC ENVIRONMENTAL CHAMBERS**

**SALES AND ENGINEERING LTD. STI. (Turkey)**

Tel: 90-212-438-1841 Fax: 90-212-438-1871

**ESPEC ENVIRONMENTAL EQUIPMENT (SHANGHAI) CO., LTD.**

**Head Office**

Tel: 86-21-51036677 Fax: 86-21-63372237

**BEIJING Branch**

Tel: 86-10-64627025 Fax: 86-10-64627036

**GUANGZHOU Branch**

Tel: 86-20-83317826 Fax: 86-20-83317825

**SHENZHEN Branch**

Tel: 86-755-83674422 Fax: 86-755-83674228

**SUZHOU Branch**

Tel: 86-512-68028890 Fax: 86-512-68028860

**TIANJIN Branch**

Tel: 86-22-26210366 Fax: 86-22-26282186

**XI'AN Branch**

Tel: 86-29-88312908 Fax: 86-29-88455957

**CHENGDU Branch**

Tel: 86-28-88457756 Fax: 86-28-88474456

**WUXI Branch**

Tel: 86-510-82735036 Fax: 86-510-82735039

**ESPEC TEST TECHNOLOGY (SHANGHAI) CO., LTD.**

Tel: 86-21-68798008 Fax: 86-21-68798088

**ESPEC ENGINEERING (THAILAND) CO., LTD.**

Tel: 66-3-810-9353 Fax: 66-3-810-9356

**ESPEC ENGINEERING VIETNAM CO., LTD.**

Mail : EEV\_support@espec-vn.com

**ISO 9001 (JIS Q 9001)**

**Quality Management System Assessed and Registered**

ESPEC CORP. has been assessed by and registered in the Quality Management System based on the International Standard ISO 9001:2015 (JIS Q 9001:2015) through the JSA Solutions Co.,Ltd.

\* The organization of these certificates is  
ESPEC CORP. Japan.



**ISO 27001 (JIS Q 27001)**

**Quality Management System Assessed and Registered**

\* The organization of these certificates is  
ESPEC CORP. Japan.



**ISO 14001 (JIS Q 14001)**

**Environmental Management System Assessed and Registered**

\* The organization of these certificates is  
ESPEC Group Japan.



● Specifications are subject to change without notice due to design improvements.

● Corporate names and trade names mentioned in this catalog are trademarks or registered trademarks.