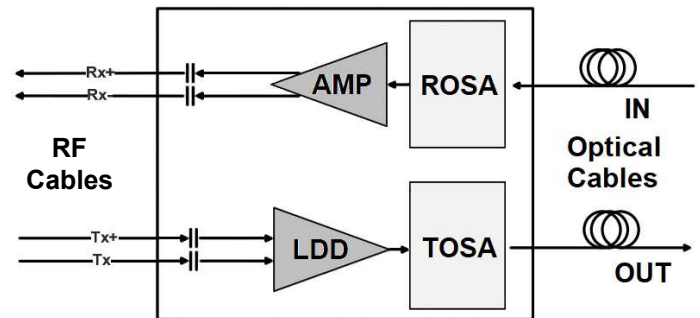


## Chambers optimized for reliability assessment (Telcordia) and temperature characteristics of optical transceiver devices such as TOSA and ROSA

The communication network will shift from the 4th generation to the 5th generation (5G) with higher speed and lower latency.

To unleash the full 5G potential of the technology, enhance the reliability, speed, and capacity of the network is a must.

We provide environmental test chambers that are ideal for reliability evaluation and temperature characteristics of optical transceivers used in next-generation networks.




Optical Transceiver

TOSA: Transmission Optical Sub Assembly  
ROSA: Receiver Optical Sub Assembly

### Lineup for Reliability Assessment (Telcordia GR-468-CORE Issue 2)

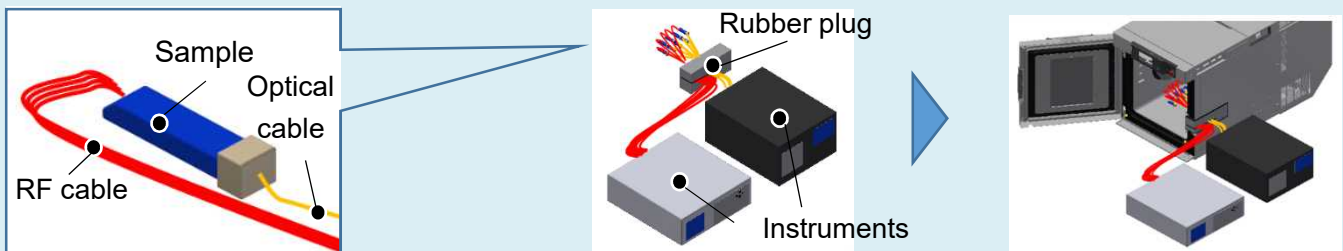
Compact design allows you to execute tests with minimal distance and gives you flexibility and efficiency in lab layout.

Tests	Table 4-3 Thermal Shock	6.3.1 Screening	Table 5-1 Temp. Cycling
Test Conditions (example)	Liquid thermal shock 0 to 100C	-40 to 85C 20 cycles	-40 to 85C 500 to 1,000 cycle
Product	Liquid-to-Liquid Thermal Shock Chamber 	Air-to-Air Thermal Shock Chamber 	Bench-Top Temperature Chamber 
Model	TSB-22	TSE-12-A	SU-242-5
Temperature Range	High: +70 to +200C Low: -65 to 0C	High: +60 to +200C Low: -65 to 0C	-40 to +150C (Ramp rate: 5C/min.)
Internal Dimensions WHD (mm)	120 x 150 x 120 (Basket dimensions)	320 x 35 x 230 (Basket dimensions)	300 x 300 x 250
External Dimensions WHD (mm)	1140 x 1785 x 1240	680 x 1745 x 1050	440 x 625 x D786
Footprint (m <sup>2</sup> )	Approx. 1.4m <sup>2</sup>	Approx. 0.7m <sup>2</sup>	Approx. 0.35m <sup>2</sup>

## Lineup for Reliability Assessment (Telcordia GR-468-CORE Issue 2)

Chapter number Test name	Table 5-1 High Temp.	Table 5-1 Damp heat	3.3.3.2 Cyclic moisture resistance
Test conditions (example)	70C 2,000h or 10,000h 85C 5,000h or 10,000h 175C 5,000h	85C/85%rh 5,000h	25 to 65C cycling with 95%rh 20 cycles
Compatible Chamber	Bench-Top Temperature Chambers		
Model	SU(SH)-242 / SU(SH)-242-5		
Temperature (Humidity) Range	SU-242 : -40 to +150C SH-242 : -40 to +150C / 30 to 95%rh SU-242-5: -40 to +150C (Ramp rate: 5C/min.) SH-242-5: -40 to +150C / 30 to 95%rh (Ramp rate: 5C/min.)		
Internal Dimensions (mm)	W300 × H300 × D250		
External Dimensions (mm)	SH: W440 × H690 × D696 / 786 (5C/min) SU: W440 × H625 × D696 / 786 (5C/min)		
Footprint (m <sup>2</sup> )	Approx. 0.3m <sup>2</sup> / Approx. 0.35m <sup>2</sup> (5C/min)		


**Door notch (optional):** Allows cables to pass through the door sill or threshold for easy setup.



## Minimal signal loss – Plate cooling and heating

The STTE is designed to eliminate issues such as the attenuation caused by the length of high frequency signal cables and the bending of optical fibers.

Model	STTE-110H
Temp. Range	-40 to 150C
Temp. Distribution	+/-1.5C (≤85C) +/-2.0C (>85C)
Ramp Rate	5C/min
Plate Size (mm)	W210 x D300



Wiring RF cables at minimal length(300mm)

